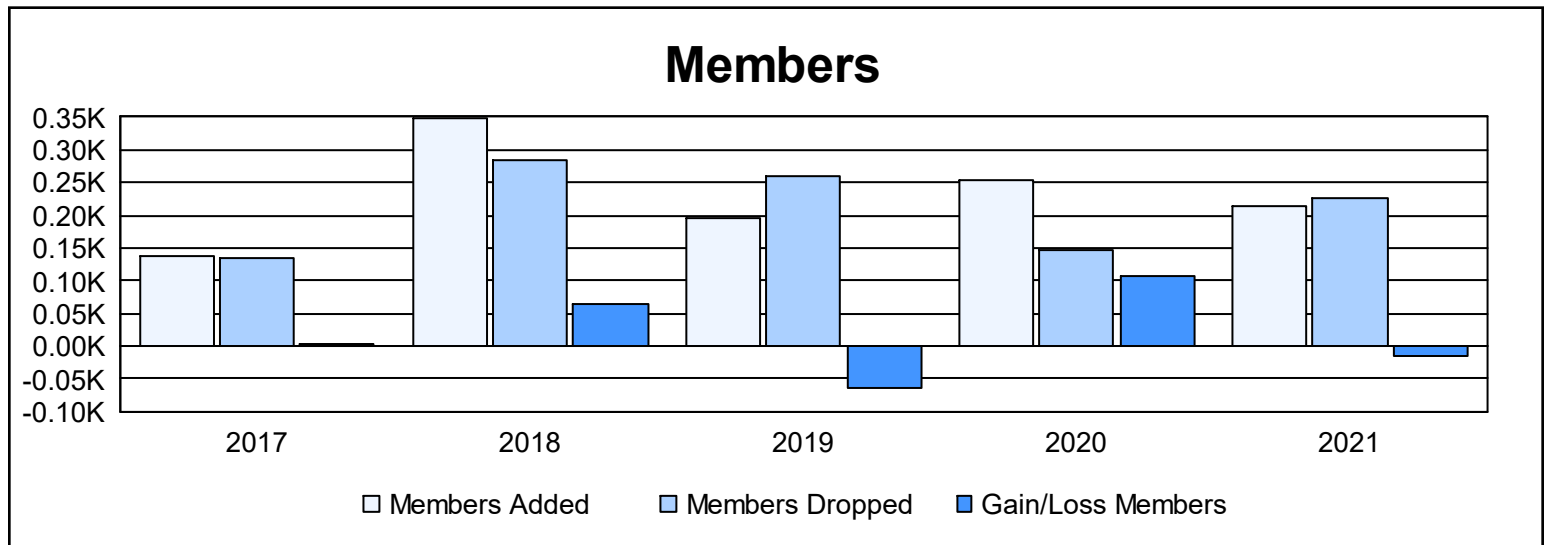
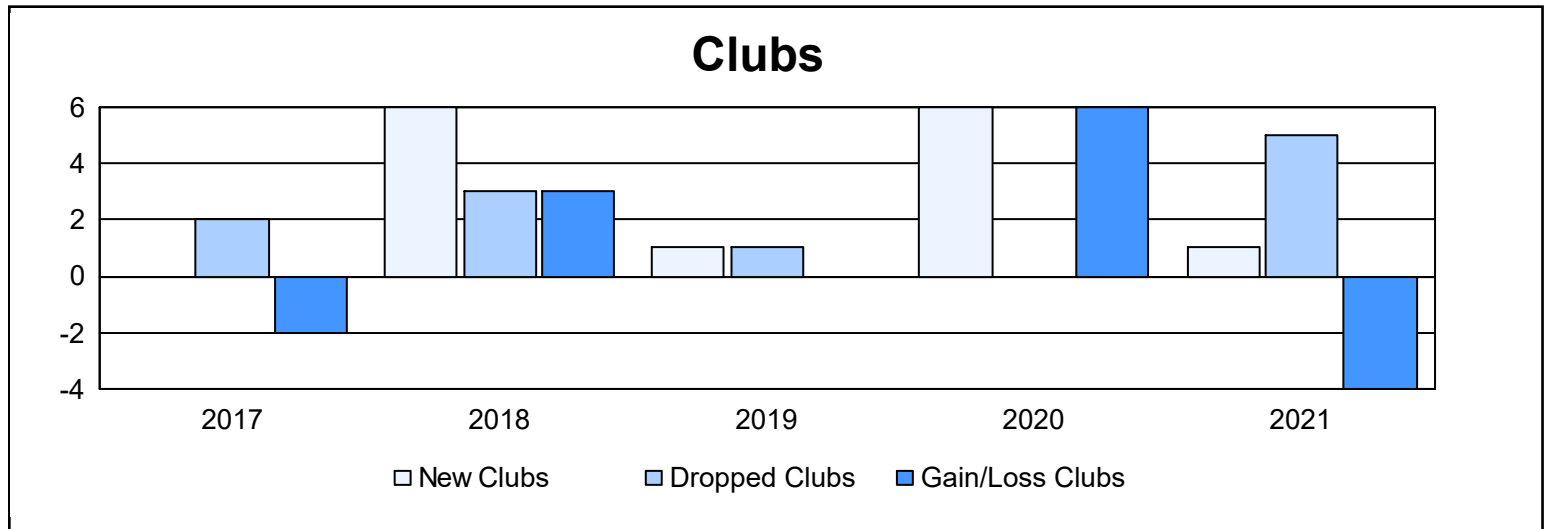
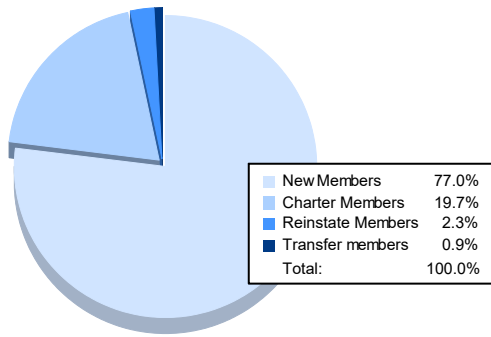


Year	New Clubs	Dropped Clubs	Gain/ Loss Clubs	New Members	Charter Members	Reinstate Members	Transfer Members	Total Member Added	Total Members Dropped	Gain/ Loss Members
2016-2017	0	2	-2	137	0	2	0	139	135	4
2017-2018	6	3	3	175	163	8	1	347	284	63
2018-2019	1	1	0	104	70	16	5	195	260	-65
2019-2020	6	0	6	107	128	17	1	253	147	106
2020-2021	1	5	-4	164	42	5	2	213	227	-14
<b>Average</b>	<b>3</b>	<b>2</b>	<b>1</b>	<b>137</b>	<b>81</b>	<b>10</b>	<b>2</b>	<b>229</b>	<b>211</b>	<b>19</b>



### Membership Composition June 2021 Cumulative



### Gender Composition June 2021 Cumulative

